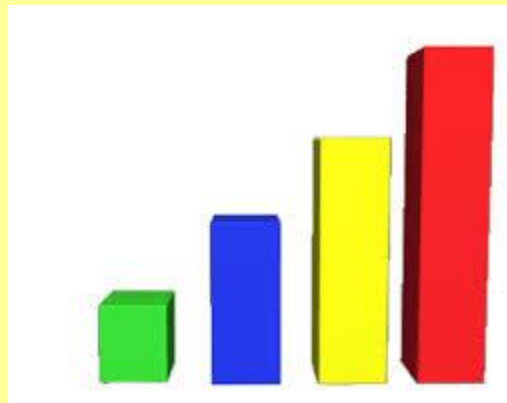


IPSEOA MORANO

MONITORAGGIO IN INGRESSO

CLASSI PRIME a.s 2019/20



D.S Prof.ssa Eugenia Carfora

F. S Prof.ssa Carmen Reggio

**QUADRO COMPLESSIVO DELLE CLASSI PRIME IN INGRESSO
IPSOA MORANO A.S 2019/20**

Materia	CLASSE	ISCRITTI 15 OTTOBRE	NF	NUMERO ISCRITTI	NF	DISF	DSA	BES	Livello: 8/9/10	Livello: 6/7:	Livello 5	Livello :4/3
ITALIANO	IF1	19	2	19	2	2	0	0	0	5	5	7
	IF2	23	4	18	2	2	0	0	0	0	10	9
	IF3	21	4	17	1	2	0	0	0	6	8	3
	IF4	15	5	13	3	3	0	0	0	5	5	0
	IF5	23	11	17	5	1	0	0	0	4	4	4
	IF6	25	8	20	3	3	0	0	0	7	8	2
STORIA	IF1	19	2	19	2	2	0	0	0	5	5	7
	IF2	23	4	18	2	2	0	0	0	0	12	7
	IF3	21	4	17	1	2	0	0	0	6	8	3
	IF4	15	5	13	3	3	0	0	0	5	5	0
	IF5	23	11	17	5	1	0	0	0	5	6	1
	IF6	25	8	20	3	3	0	0	0	7	8	2
GEOGRAFIA	IF1	19	2	19	2	2	0	0	0	4	4	9
	IF2	23	4	18	2	2	0	0	0	5	5	9
	IF3	21	4	17	1	2	0	0	0	6	6	6
	IF4	15	5	13	3	3	0	0	0	2	2	6
	IF5	23	11	17	5	1	0	0	0	2	5	5
	IF6	25	8	20	3	3	0	0	0	3	3	9
DIRITTO	IF1	19	2	19	2	2	0	0	0	3	8	6
	IF2	23	4	18	2	2	0	0	0	3	7	9
	IF3	21	4	17	1	2	0	0	0	3	7	7
	IF4	15	5	13	3	3	0	0	0	4	3	3
	IF5	23	11	17	5	1	0	0	0	2	5	5
	IF6	25	8	20	3	3	0	0	0	4	7	6
INGLESE	IF1	19	2	19	2	2	0	0	1	5	5	6
	IF2	23	4	18	2	2	0	0	2	6	2	9
	IF3	21	4	17	1	2	0	0	2	3	4	8
	IF4	15	5	13	3	3	0	0	0	1	3	6
	IF5	23	11	17	5	1	0	0	0	4	4	4
	IF6	25	8	20	3	3	0	0	0	5	5	7
FRANCESE	IF1	19	2	19	2	2	0	0	0	4	6	7
	IF2	23	4	18	2	2	0	0	0	2	10	7
	IF3	21	4	17	1	2	0	0	0	2	10	5
	IF4	15	5	13	3	3	0	0	0	0	3	7

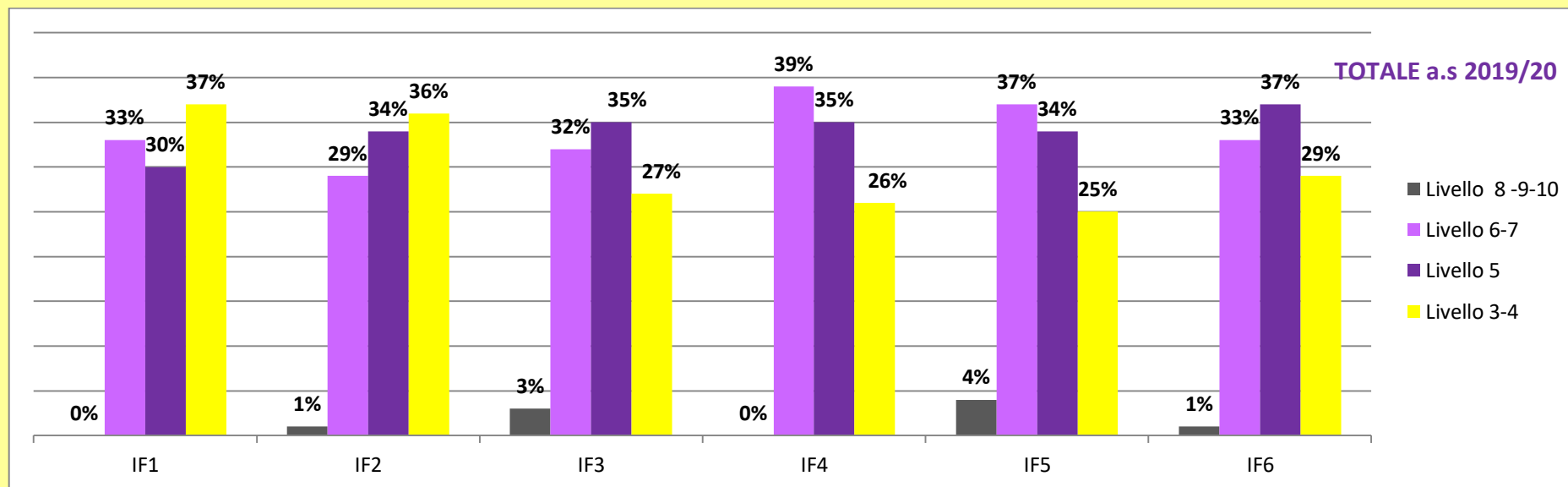
MATEMATICA	IF5	23	11	17	5	1	0	0	0	3	6	3
	IF6	25	8	20	3	3	0	0	0	1	9	7
	IF1	19	2	19	2	2	0	0	0	2	3	12
	IF2	23	4	18	2	2	0	0	0	2	4	13
	IF3	21	4	17	1	2	0	0	0	8	6	3
	IF4	15	5	13	3	3	0	0	0	2	5	3
	IF5	23	11	17	5	1	0	0	0	2	4	6
	IF6	25	8	20	3	3	0	0	1	5	5	6
SC. INTEGRATE	IF1	19	2	19	2	2	0	0	0	3	6	8
	IF2	23	4	18	2	2	0	0	0	3	7	9
	IF3	21	4	17	1	2	0	0	0	3	7	7
	IF4	15	5	13	3	3	0	0	0	2	5	3
	IF5	23	11	17	5	1	0	0	0	2	6	4
	IF6	25	8	20	3	3	0	0	0	3	8	6
SC. DEGLI ALIMENTI	IF1	19	2	19	2	2	0	0	0	7	6	4
	IF2	23	4	18	2	2	0	0	0	5	8	6
	IF3	21	4	17	1	2	0	0	0	6	7	4
	IF4	15	5	13	3	3	0	0	0	5	5	0
	IF5	23	11	17	5	1	0	0	4	5	3	0
	IF6	25	8	20	3	3	0	0	0	5	10	2
LAB. ACCOGLIENZA TURISTICA	IF1	19	2	19	2	2	0	0	0	2	3	12
	IF2	23	4	18	2	2	0	0	0	5	8	6
	IF3	21	4	17	1	2	0	0	0	1	12	4
	IF4	15	5	13	3	3	0	0	0	0	3	7
	IF5	23	11	17	5	1	0	0	0	4	3	5
	IF6	25	8	20	3	3	0	0	0	3	2	10
LAB. SALA E VENDITA	IF1	19	2	19	2	2	0	0	0	10	5	2
	IF2	23	4	18	2	2	0	0	0	6	8	5
	IF3	21	4	17	1	2	0	0	3	6	4	4
	IF4	15	5	13	3	3	0	0	0	5	3	2
	IF5	23	11	17	5	1	0	0	2	4	4	2
	IF6	25	8	20	3	3	0	0	2	6	5	4
LAB. SETTORE CUCINA	IF1	19	2	19	2	2	0	0	0	7	6	4
	IF2	23	4	18	2	2	0	0	0	12	5	2
	IF3	21	4	17	1	2	0	0	3	6	4	4
	IF4	15	5	13	3	3	0	0	0	5	3	2
	IF5	23	11	17	5	1	0	0	0	4	4	4
	IF6	25	8	20	3	3	0	0	0	8	5	4

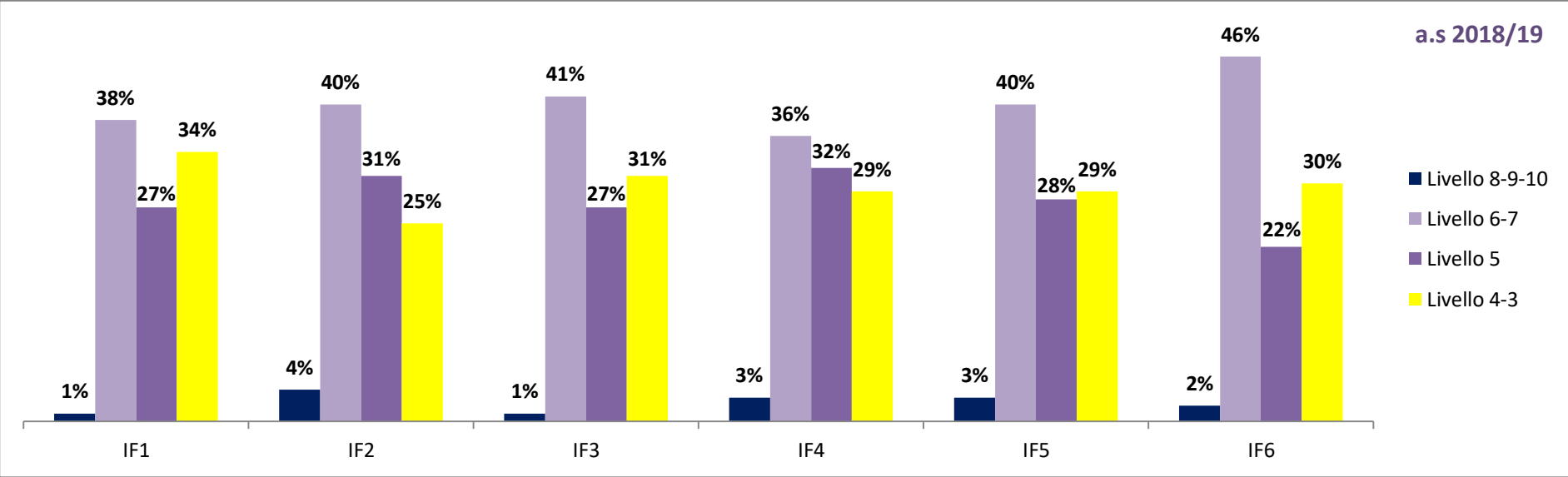
TECNOLOGIE INFORMATICH E	IF1	19	2	19	2	2	0	0	0	2	7	8
	IF2	23	4	18	2	2	0	0	0	2	9	8
	IF3	21	4	17	1	2	0	0	0	3	8	6
	IF4	15	5	13	3	3	0	0	0	3	6	1
	IF5	23	11	17	5	1	0	0	2	4	5	1
	IF6	25	8	20	3	3	0	0	0	2	7	8
SC. MOTORIE	IF1	19	2	19	2	2	0	0	0	8	7	2
	IF2	23	4	18	2	2	0	0	0	12	3	4
	IF3	21	4	17	1	2	0	0	0	8	1	8
	IF4	15	5	13	3	3	0	0	0	9	1	0
	IF5	23	11	17	5	1	0	0	0	8	3	1
	IF6	25	8	20	3	3	0	0	0	6	8	3
RELIGIONE	IF1	19	2	19	2	2	0	0	0	17	0	0
	IF2	23	4	18	2	2	0	0	0	19	0	0
	IF3	21	4	17	1	2	0	0	0	16	0	0
	IF4	15	5	13	3	3	0	0	0	10	0	0
	IF5	23	11	17	5	1	0	0	0	12	0	0
	IF6	25	8	20	3	3	0	0	0	17	0	0

DISTRIBUZIONE PERCENTUALE IN FASCE DI LIVELLO PER CLASSI PRIME IPSEO MORANO

CLASSI	ALUNNI FREQUENTANTI	Livello (8-9-10)	Livello (6-7)	Livello (5)	Livello (4-3)
1F1	17	0%	33%	30%	37%
1F2	19	1%	29%	34%	36%
1F3	17	3%	32%	35%	27%
1F4	10	0%	39%	35%	26%
1F5	12	4%	37%	34%	25%
1F6	17	1%	33%	37%	29%

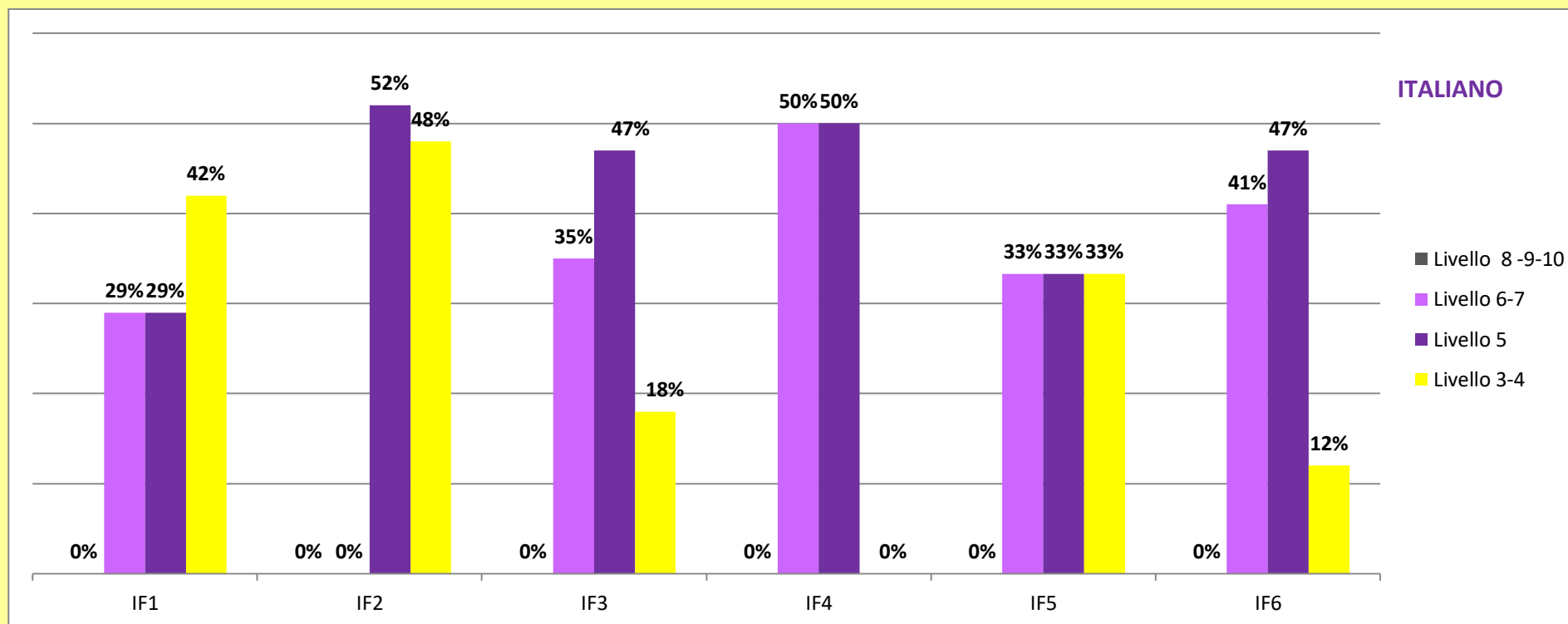
PROFILO DIDATTICO DELLE CLASSI PRIME IN INGRESSO (%)





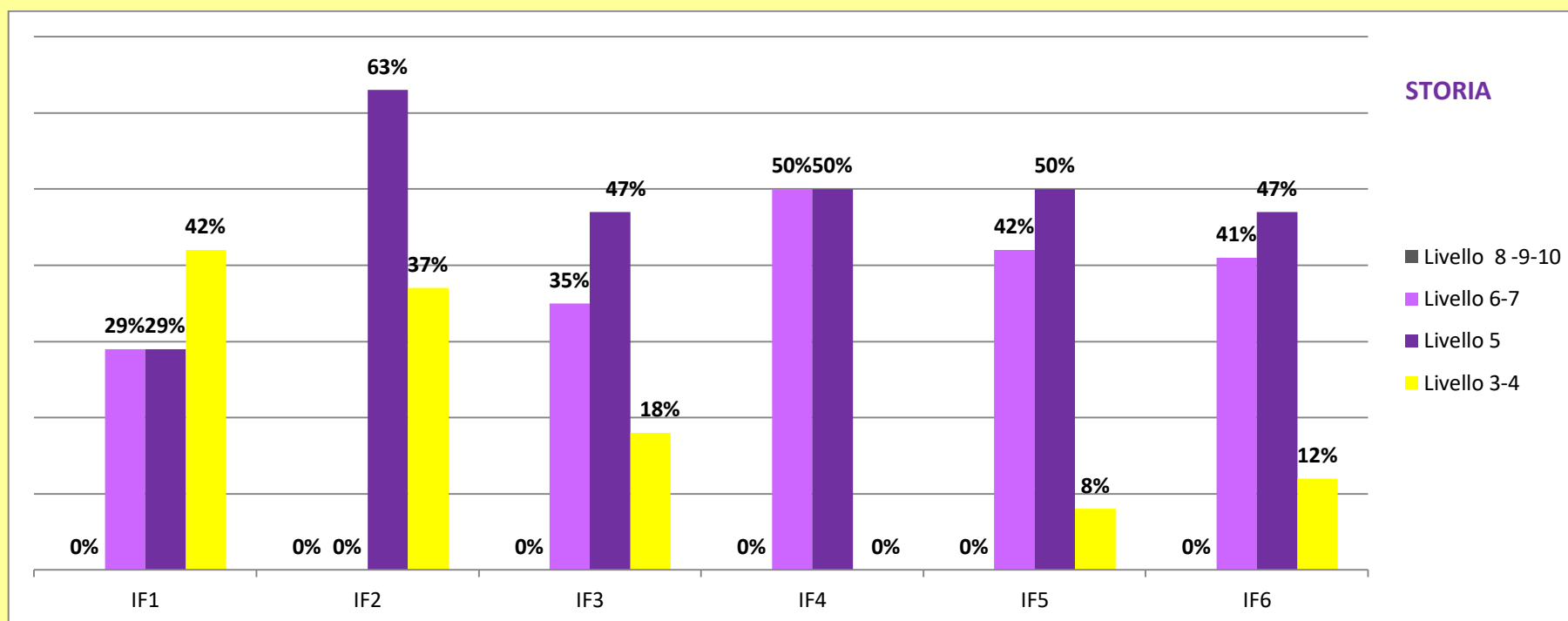
DISTRIBUZIONE % IN FASCE DI LIVELLO PER DISCIPLINA – CLASSI PRIME
DISTRIBUZIONE % IN FASCE DI LIVELLO – ITALIANO

CLASSI	ALUNNI FREQUENTANTI	Livello (8-9-10)	Livello (6-7)	Livello (5)	Livello (4-3)
1F1	17	0%	29%	29%	42%
1F2	19	0%	0%	52%	48%
1F3	17	0%	35%	47%	18%
1F4	10	0%	50%	50%	0%
1F5	12	0%	33,3%	33,3%	33,3%
1F6	17	0%	41%	47%	12%



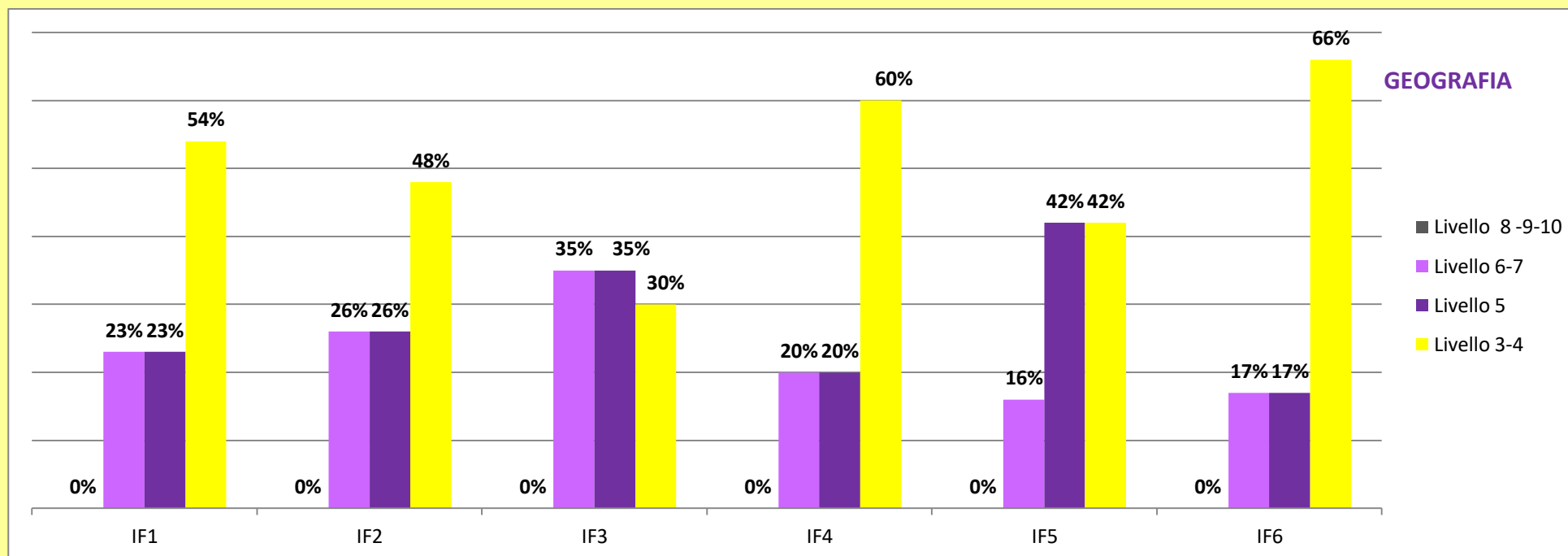
DISTRIBUZIONE % IN FASCE DI LIVELLO – STORIA

CLASSI	ALUNNI FREQUENTANTI	Livello (8-9-10)	Livello (6-7)	Livello (5)	Livello (4-3)
1F1	17	0%	29%	29%	42%
1F2	19	0%	0%	63%	37%
1F3	17	0%	35%	47%	18%
1F4	10	0%	50%	50%	0%
1F5	12	0%	42%	50%	8%
1F6	17	0%	41%	47%	12%



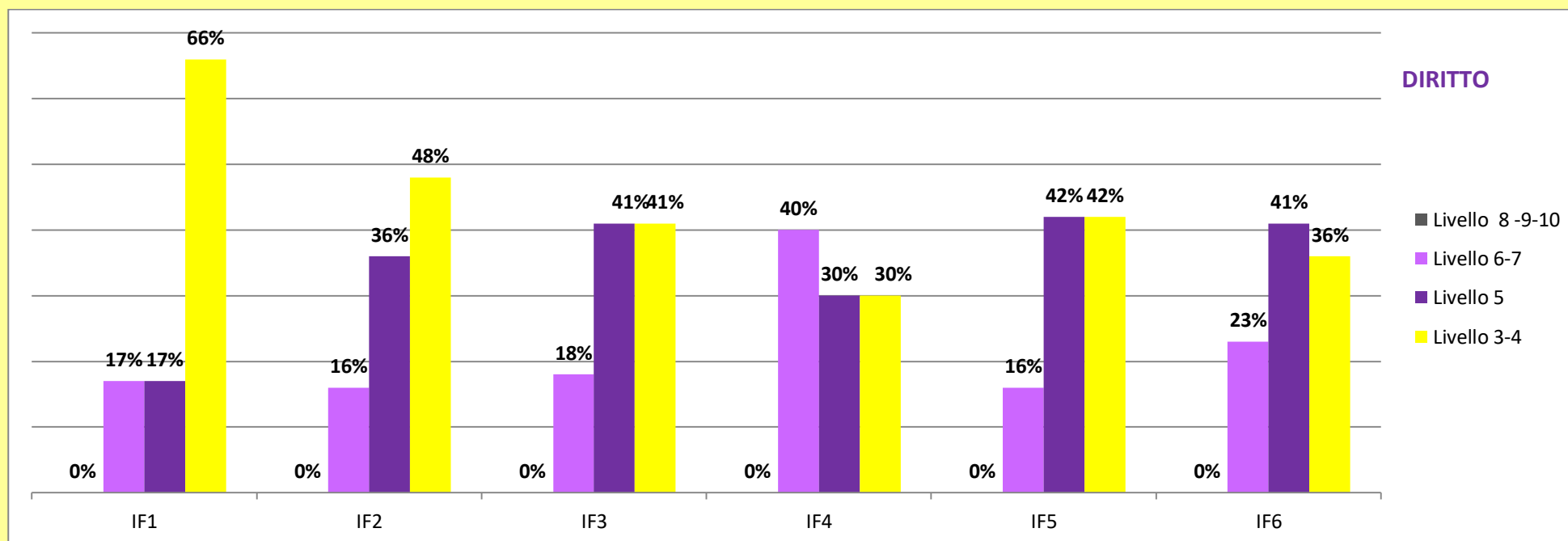
DISTRIBUZIONE % IN FASCE DI LIVELLO – GEOGRAFIA

CLASSI	ALUNNI FREQUENTANTI	Livello (8-9-10)	Livello (6-7)	Livello (5)	Livello (4-3)
1F1	17	0%	23%	23%	54%
1F2	19	0%	26%	26%	48%
1F3	17	0%	35%	35%	30%
1F4	10	0%	20%	20%	60%
1F5	12	0%	16%	42%	42%
1F6	17	0%	17%	17%	66%



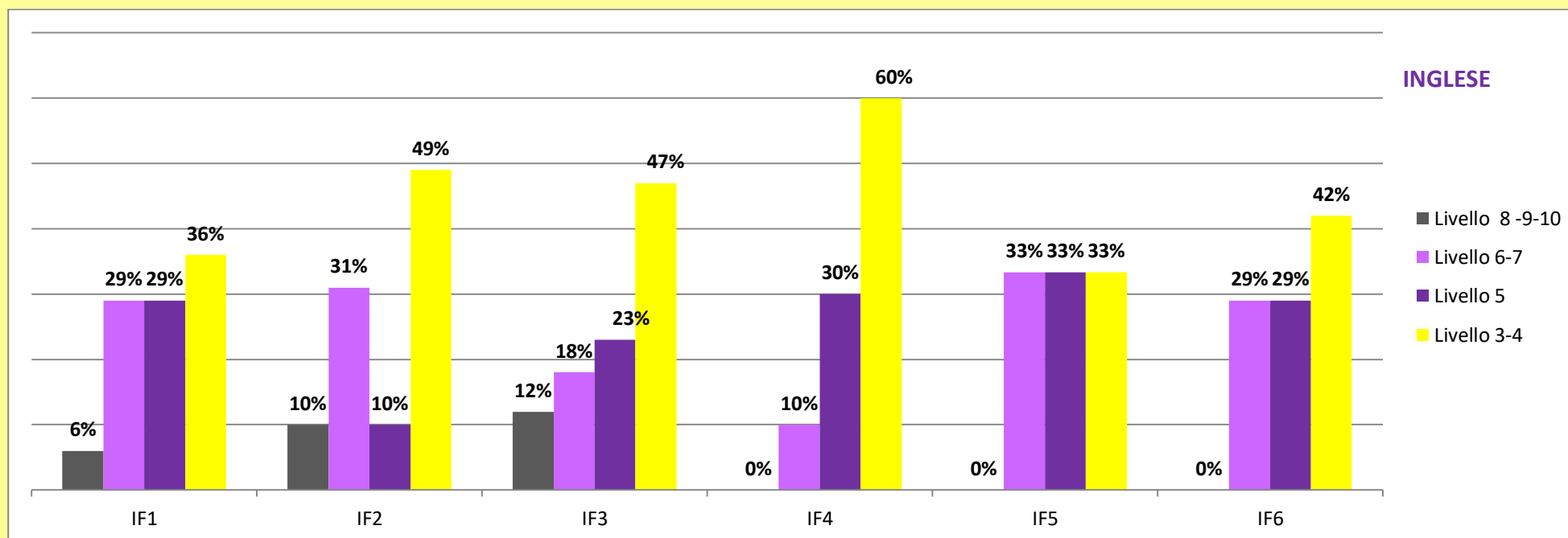
DISTRIBUZIONE % IN FASCE DI LIVELLO – DIRITTO

CLASSI	ALUNNI FREQUENTANTI	Livello (8-9-10)	Livello (6-7)	Livello (5)	Livello (4-3)
1F1	17	0%	17%	17%	66%
1F2	19	0%	16%	36%	48%
1F3	17	0%	18%	41%	41%
1F4	10	0%	40%	30%	30%
1F5	12	0%	16%	42%	42%
1F6	17	0%	23%	41%	36%



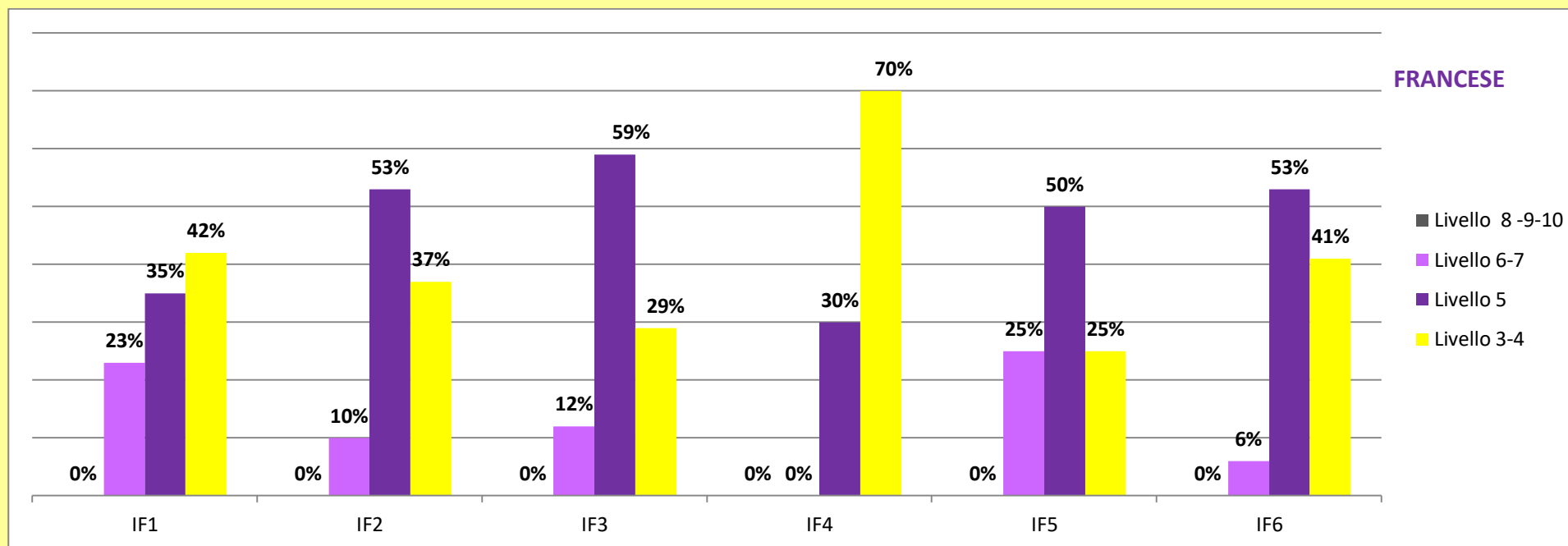
DISTRIBUZIONE % IN FASCE DI LIVELLO – INGLESE

CLASSI	ALUNNI FREQUENTANTI	Livello (8-9-10)	Livello (6-7)	Livello (5)	Livello (4-3)
1F1	17	6%	29%	29%	36%
1F2	19	10%	31%	10%	49%
1F3	17	12%	18%	23%	47%
1F4	10	0%	10%	30%	60%
1F5	12	0%	33,3%	33,3%	33,3%
1F6	17	0%	29%	29%	42%



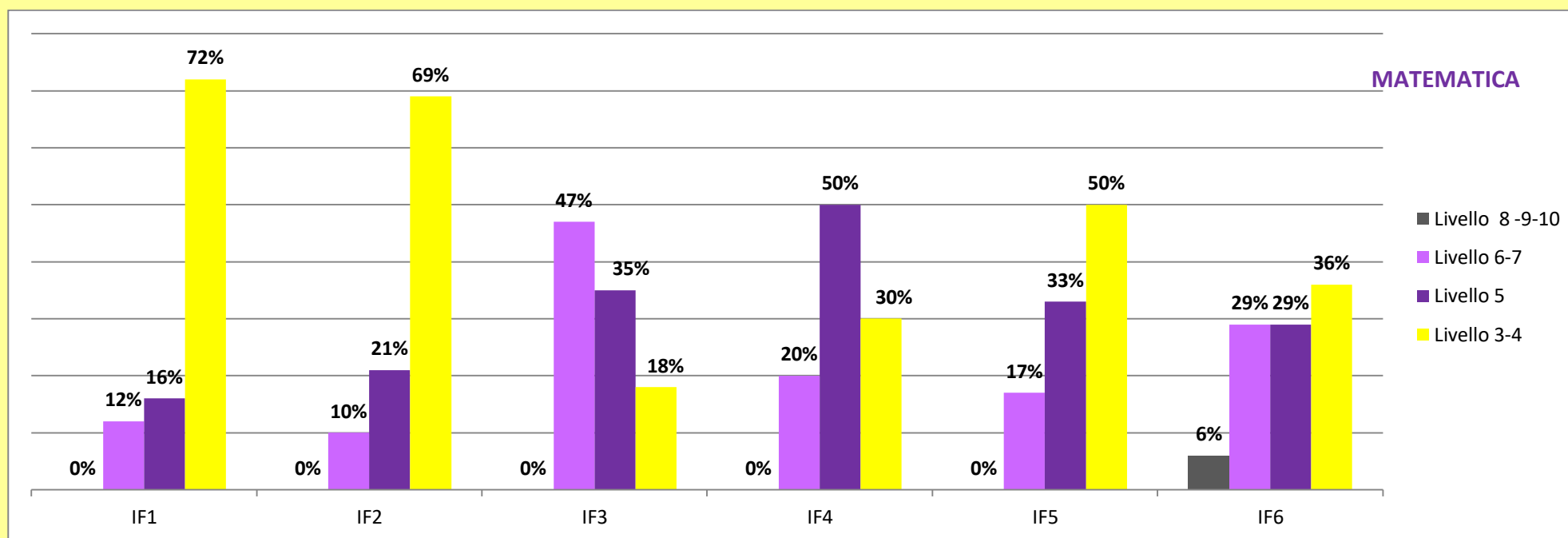
DISTRIBUZIONE % IN FASCE DI LIVELLO – FRANCESE

CLASSI	ALUNNI FREQUENTANTI	Livello (8-9-10)	Livello (6-7)	Livello (5)	Livello (4-3)
1F1	17	0%	23%	35%	42%
1F2	19	0%	10%	53%	37%
1F3	17	0%	12%	59%	29%
1F4	10	0%	0%	30%	70%
1F5	12	0%	25%	50%	25%
1F6	17	0%	6%	53%	41%



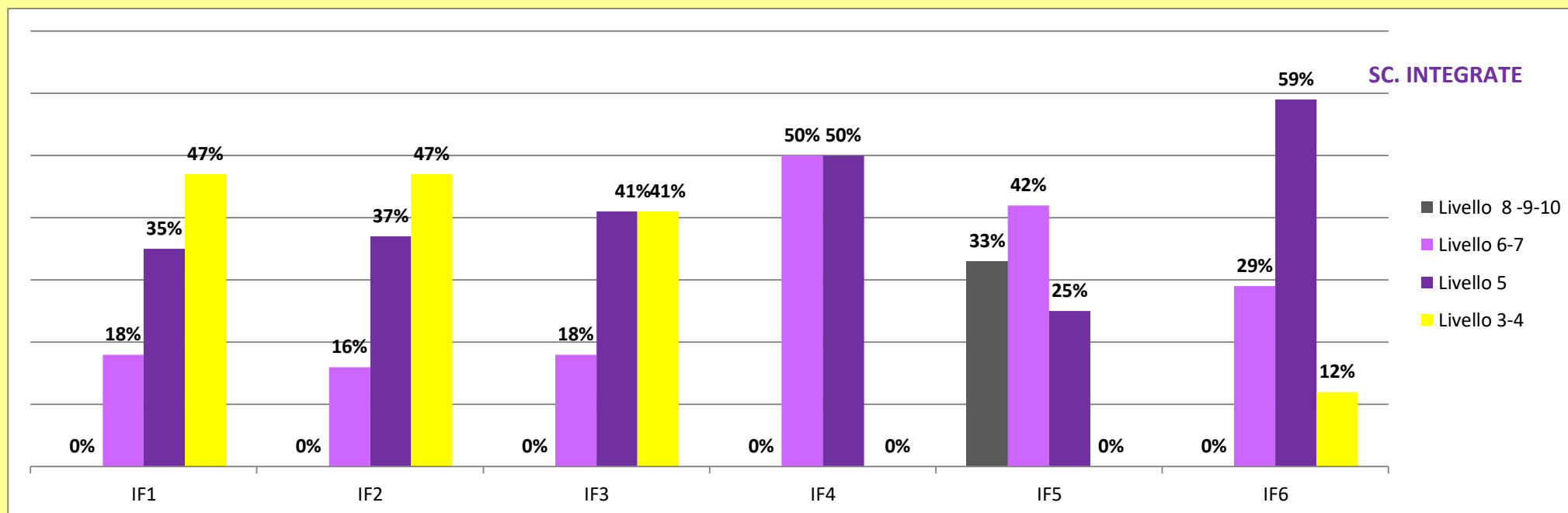
DISTRIBUZIONE % IN FASCE DI LIVELLO - MATEMATICA

CLASSI	ALUNNI FREQUENTANTI	Livello (8-9-10)	Livello (6-7)	Livello (5)	Livello (4-3)
1F1	17	0%	12%	16%	72%
1F2	19	0%	10%	21%	69%
1F3	17	0%	47%	35%	18%
1F4	10	0%	20%	50%	30%
1F5	12	0%	17%	33%	50%
1F6	17	6%	29%	29%	36%



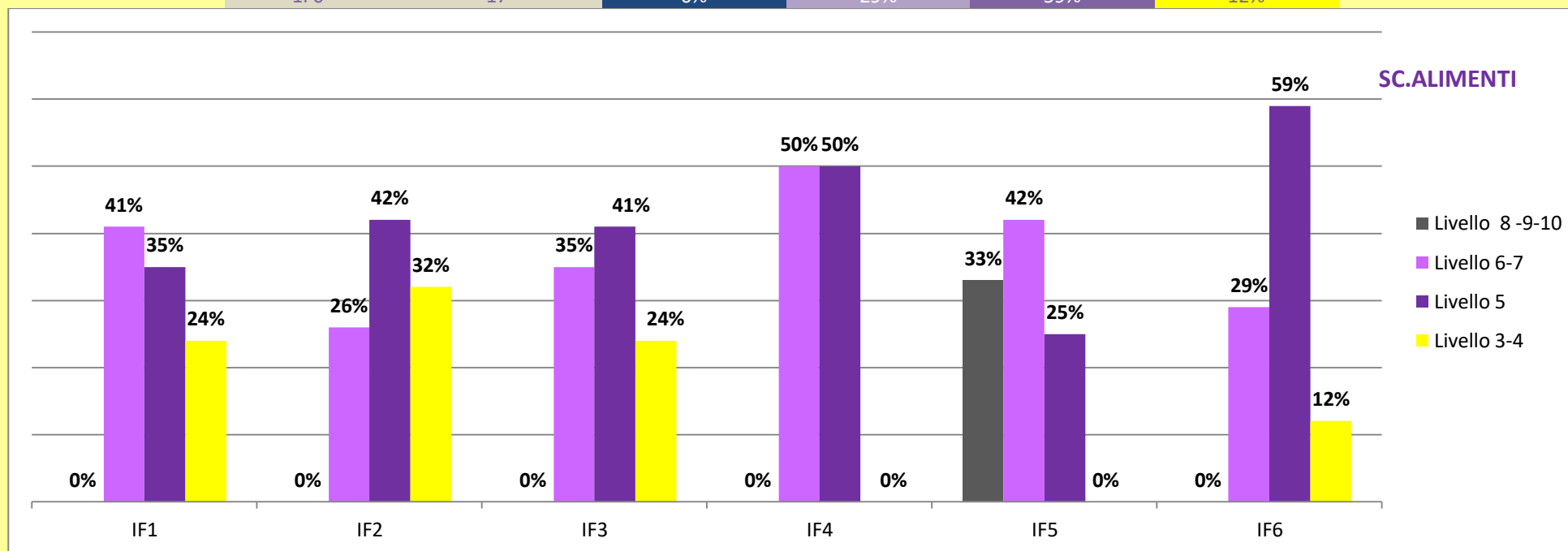
DISTRIBUZIONE % IN FASCE DI LIVELLO – SC. INTEGRATE

CLASSI	ALUNNI FREQUENTANTI	Livello (8-9-10)	Livello (6-7)	Livello (5)	Livello (4-3)
1F1	17	0%	18%	35%	47%
1F2	19	0%	16%	37%	47%
1F3	17	0%	18%	41%	41%
1F4	10	0%	50%	50%	0%
1F5	12	33%	42%	25%	0%
1F6	17	6%	29%	59%	12%



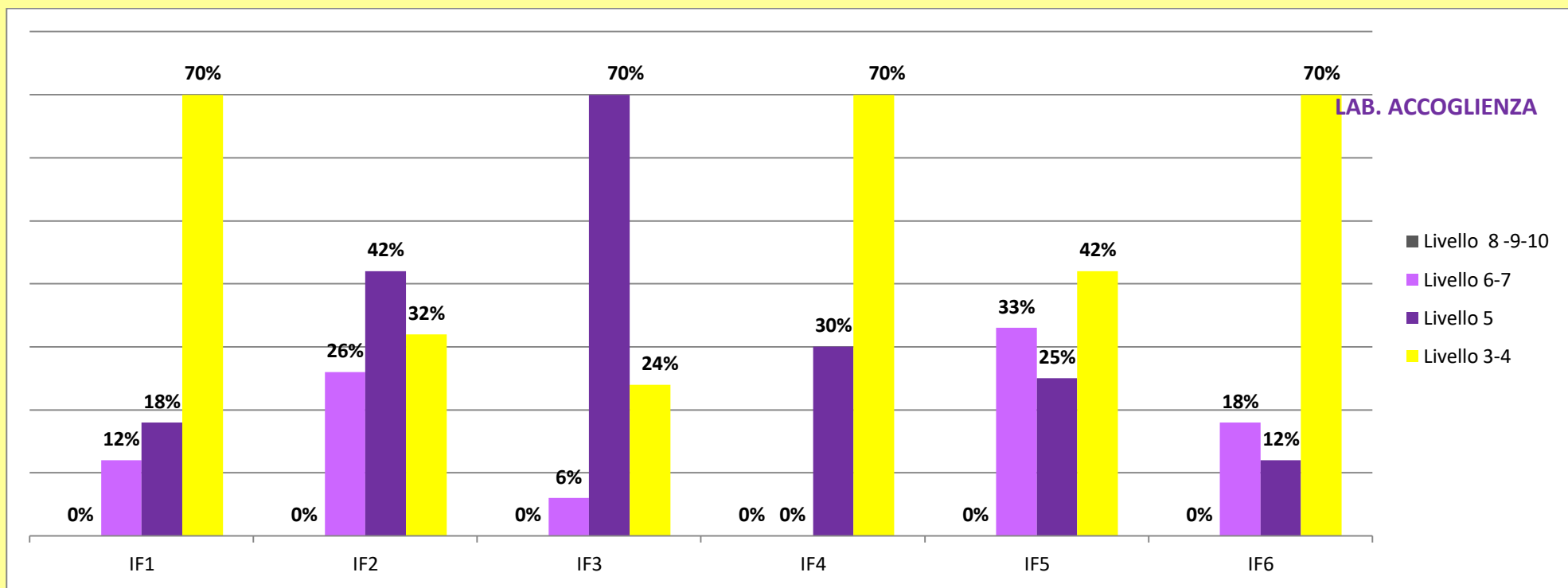
DISTRIBUZIONE % IN FASCE DI LIVELLO – SCIENZE DEGLI ALIMENTI

CLASSI	ALUNNI FREQUENTANTI	Livello (8-9-10)	Livello (6-7)	Livello (5)	Livello (4-3)
1F1	17	0%	41%	35%	24%
1F2	19	0%	26%	42%	32%
1F3	17	0%	35%	41%	24%
1F4	10	0%	50%	50%	0%
1F5	12	33%	42%	25%	0%
1F6	17	6%	29%	59%	12%



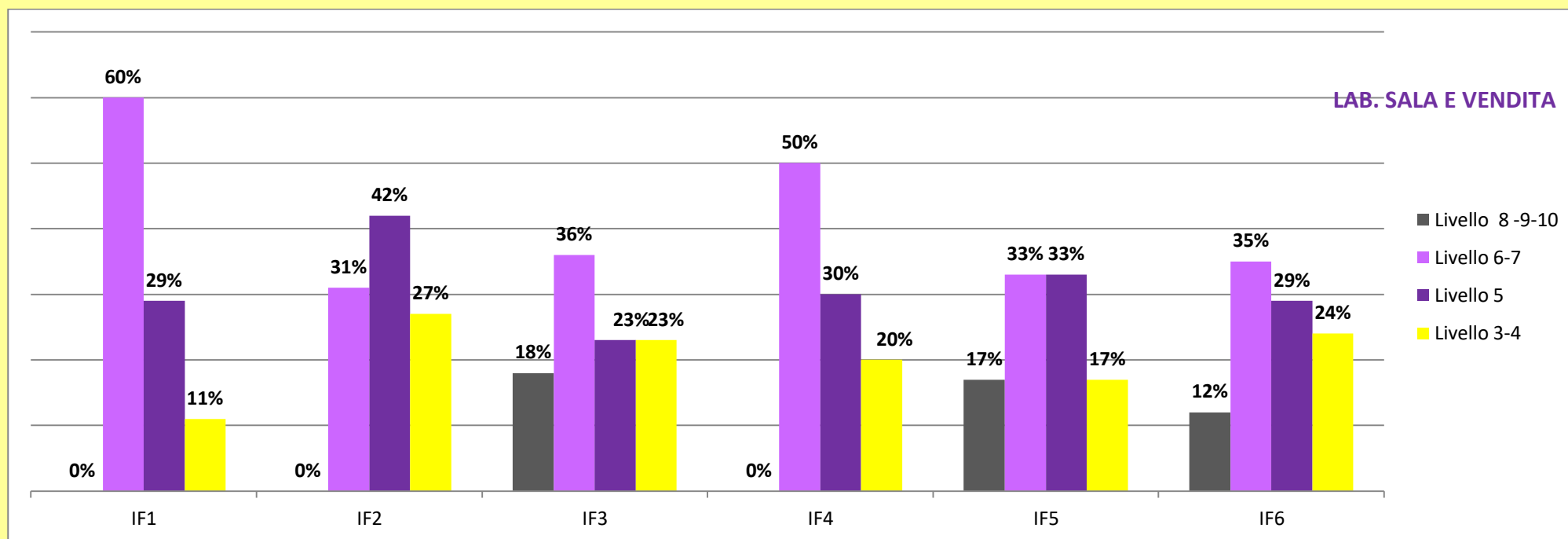
DISTRIBUZIONE % IN FASCE DI LIVELLO – LAB. ACCOGLIENZA TURISTICA

CLASSI	ALUNNI FREQUENTANTI	Livello (8-9-10)	Livello (6-7)	Livello (5)	Livello (4-3)
1F1	17	0%	12%	18%	70%
1F2	19	0%	26%	42%	32%
1F3	17	0%	6%	70%	24%
1F4	10	0%	0%	30%	70%
1F5	12	0%	33%	25%	42%
1F6	17	0%	18%	12%	70%



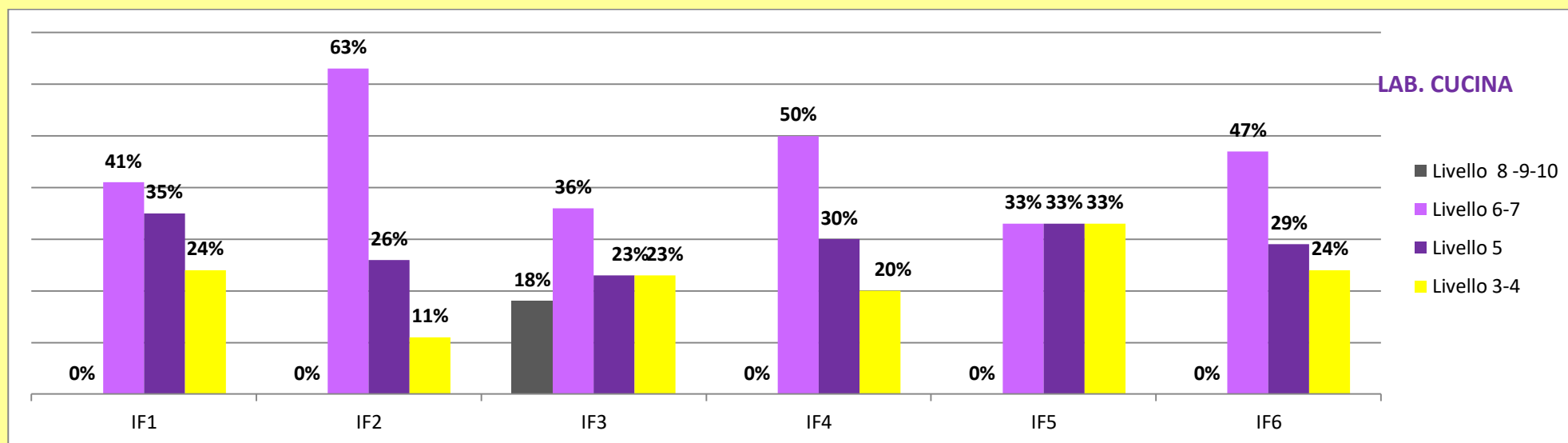
DISTRIBUZIONE % IN FASCE DI LIVELLO – LAB. SALA E VENDITA

CLASSI	ALUNNI FREQUENTANTI	Livello (8-9-10)	Livello (6-7)	Livello (5)	Livello (4-3)
1F1	17	0%	60%	29%	11%
1F2	19	0%	31%	42%	27%
1F3	17	18%	36%	23%	23%
1F4	10	0%	50%	30%	20%
1F5	12	17%	33%	33%	17%
1F6	17	12%	35%	29%	24%



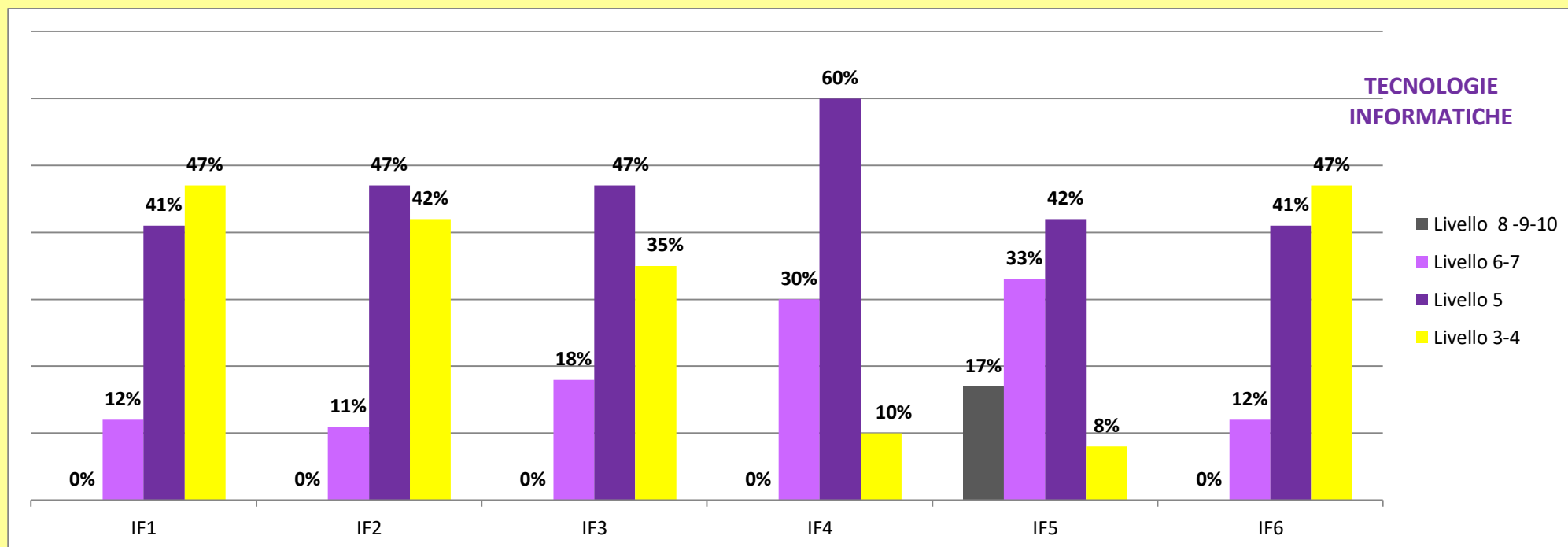
DISTRIBUZIONE % IN FASCE DI LIVELLO – LAB. CUCINA

CLASSI	ALUNNI FREQUENTANTI	Livello (8-9-10)	Livello (6-7)	Livello (5)	Livello (4-3)
1F1	17	0%	41%	35%	24%
1F2	19	0%	63%	26%	11%
1F3	17	18%	36%	23%	23%
1F4	10	0%	50%	30%	20%
1F5	12	0%	33%	33%	33%
1F6	17	0%	47%	29%	24%



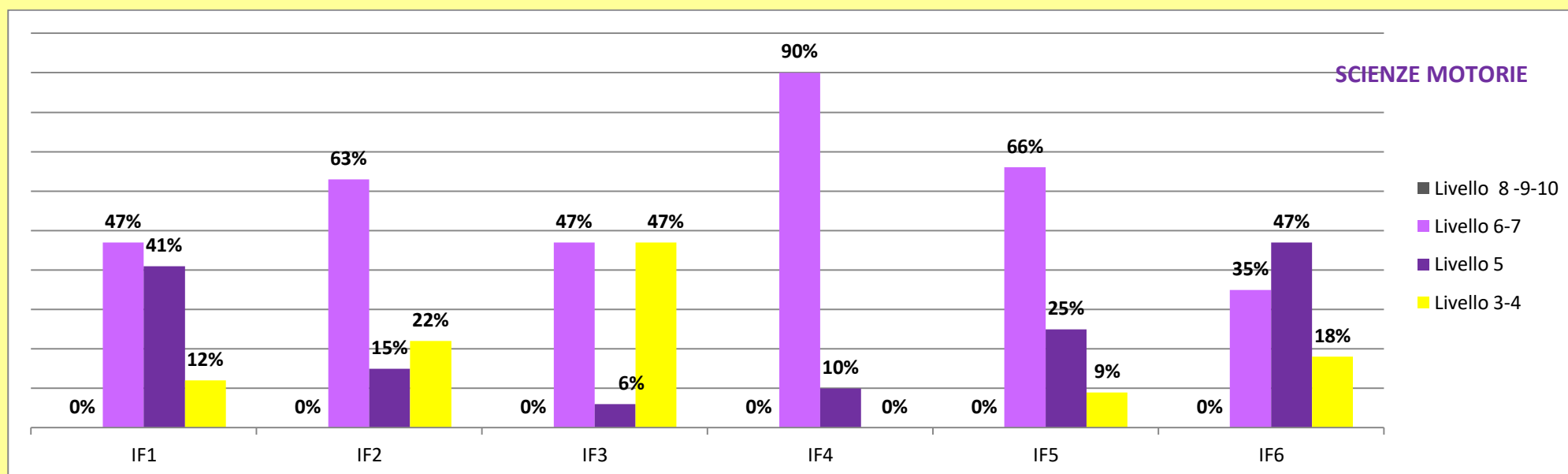
DISTRIBUZIONE % IN FASCE DI LIVELLO – TECNOLOGIE INFORMATICHE

CLASSI	ALUNNI FREQUENTANTI	Livello (8-9-10)	Livello (6-7)	Livello (5)	Livello (4-3)
1F1	17	0%	12%	41%	47%
1F2	19	0%	11%	47%	42%
1F3	17	0%	18%	47%	35%
1F4	10	0%	30%	60%	10%
1F5	12	17%	33%	42%	8%
1F6	17	0%	12%	41%	47%



DISTRIBUZIONE % IN FASCE DI LIVELLO – SCIENZE MOTORIE

CLASSI	ALUNNI FREQUENTANTI	Livello (8-9-10)	Livello (6-7)	Livello (5)	Livello (4-3)
1F1	17	0%	47%	41%	12%
1F2	19	0%	63%	15%	22%
1F3	17	0%	47%	6%	47%
1F4	10	0%	90%	10%	0%
1F5	12	0%	66%	25%	9%
1F6	17	0%	35%	47%	18%



DISTRIBUZIONE % IN FASCE DI LIVELLO – RELIGIONE

CLASSI	ALUNNI FREQUENTANTI	Livello (8-9-10)	Livello (6-7)	Livello (5)	Livello (4-3)
1F1	17	0%	100%	0%	0%
1F2	19	0%	100%	0%	0%
1F3	17	0%	100%	0%	0%
1F4	10	0%	100%	0%	0%
1F5	12	0%	100%	0%	0%
1F6	17	0%	100%	0%	0%

